

Measuring Angles


Find the measure of these angles.



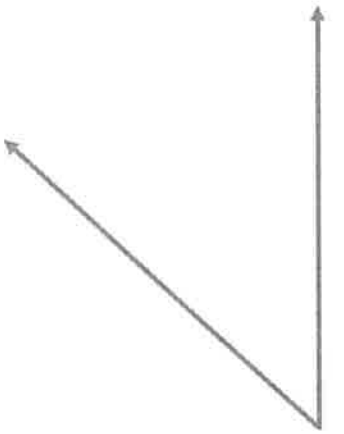
Answer Key

Drawing Angles

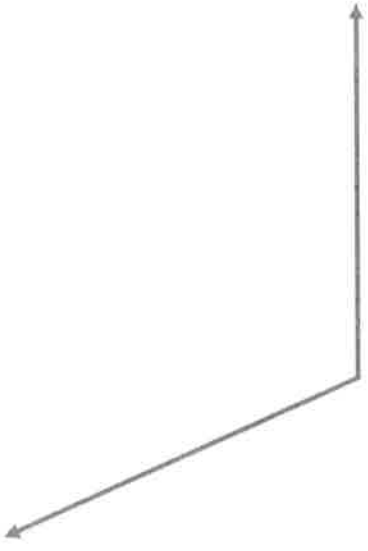
Draw a 85 degree angle.



Draw a 47 degree angle.



Draw a 114 degree angle.



Draw one acute angle and one obtuse angle. What are the measures of your angles?

Acute Angle -
Should be less than 90°

Answers will vary!

Obtuse Angle:
Should be greater than 90°
and less than 180°

Measuring and Drawing Angles